


Model ZLP2

High-performance laser projector with Z-FIBER source

ZLP2 is the high-end model of our ZLP laser projector family. It provides a maximum performance in laser projection.

ZLP2 comes with an unmatched beam quality due to the use of a fiber-coupled laser source. Thanks to its precision up to 0.1mm per meter working distance, ZLP2 is perfectly suited for applications in automotive, aerospace and composite.

ZLP2 comes with the intuitive graphical user interface ZLP-Suite. The integrated API allows an easy integration of ZLP2 in existing customer software. For the extension of ZLP-Suite additional software modules are available.



Intuitive software



Optical angle up to 80°



Optimized for 2D and 3D projection



Integration into multiprojector systems



Active or passive cooling system



IP65

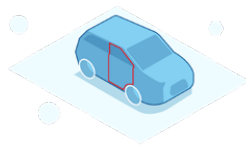
Wavelength: ● 520 nm ● 638 nm

Highlights


- Highly precise and stable laser projection
- Optimized for projection on 3D objects
- Excellent beam performance by the fiber-coupled laser source
- Large aperture (up to 80° x 80°) enables large working areas
- Data transmission via ethernet adapter
- Easy integration into multi projection systems
- Intuitive graphical user interface ZLP-Suite
- Advanced programming interface (API) for C++, C#, Python & VBA
- Client-/Server architecture



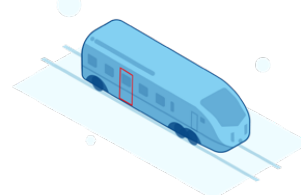
Aerospace



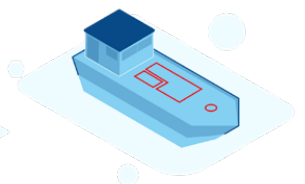
Automotive



Composite



Train Construction



Ship Building

System specifications

Laser source
Wavelength
Output power
Laser class (on EN 60825)
Special features of the model
Fan angle
Accuracy ⁽²⁾ (depends on projection distance)
Focus range
Frequency of projection
Weight
Dimensions (L x W x H)
IP protection class
Laser operation mode
Electrically adjustable focus

Fiber-coupled red or green laser diode

520 nm		638 nm	
7 mW ⁽¹⁾	14 mW	7 mW ⁽¹⁾	28 mW
2M	3R	2M	3R
Standard	High Precision	Tele-optic	
80° x 80°	60° x 60°	60° x 60°	
0.25 mm/m	0.1 mm/m	0.2 mm/m	
0.5 m up to 7 m (standard focus)			Up to 14 m

Max. 50 Hz (depends on the projection)

6.6 kg (plus ca. 1.4 kg for separate power supply)

500 x 200 x 141 mm (181 mm incl. fan)
19.685 x 7.874 x 5.551 in (7.126 incl fan)

IP65

APC

optional

Software / handling

Software
SDK
Graphics format

ZLP-Suite

C++, C#, Python
VBA (Excel, PowerPoint)

HPGL / HPGL 3D

Accessories

Remote control

Optional (standard or industrial)

Electrical specifications

Operating voltage
Protection class electrical
Electrical isolation
Interfaces
Power consumption (typical)

24 VDC ±5%

3 (protective low voltage)

Potential-free housing, connection to GND through 500 kΩ

Ethernet TP, 100 Base TX Cat5/Cat6

50 W (max. 100 W)

Ambient Conditions

Operating condition	
Storage temperature	
Humidity (max.)	
Working range in relationship to the mounting height (in mm)	
1.000	
2.000	
3.000	
4.000	
5.000	
6.000	
7.000	
8.000	
9.000	

+0 °C up to +50 °C (with passive cooling)
+0 °C up to +60 °C (with cooling air hose)
+0 °C up to +60 °C (with adaptive water cooling)

-20° C up to +70 °C

< 80% relative, non-condensing

Optical angle 76° (in mm)	Optical angle 60° (in mm)
1.562	1.155
3.125	2.309
4.687	3.464
6.250	4.619
7.812	5.774
9.375	6.928
10.938	8.083
12.500	9.238
14.063	10.393

⁽¹⁾ (TÜV CDRH certified nominal at beam exit)

⁽²⁾ (At 28° C block temperature, optical angle 70° and 0° inclination)

